

OWNER'S MANUAL



IT Aqua Series LED Lighting System




IT 5040



IT 5060



IT 5080



IT 5012

Preface

Dear Customer,

Thank you for choosing our products! We know you value quality and innovation and will be pleased with this product's performance. We encourage you to take a few minutes to become familiar with this manual and note items that apply to your particular model.

User Memo:

Date of purchase

Item No./Bar Code NO.

Dealer's Name

Dealer's Email

Dealer's Address

Dealer's Website

Dealer's Phone

Inside the Box



Light body



Power Cord x1pc



Wireless Controller x1pc



USB Cable of controller x1pc



Power Adapter x1pc



Hanging Kits x2pcs
(IT 5012 x3pcs)



Bracket x1set

Precautions

Before using this system please read the Safety and Operation suggestions listed below.

1. Remove any packaging material protecting the fixture
2. Never look directly at the LED bulbs when the system is on. The strong lighting from LED bulbs could cause eye damage.

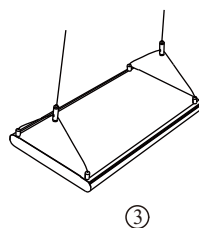
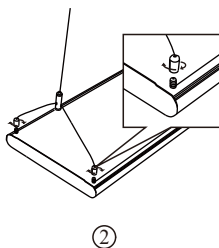
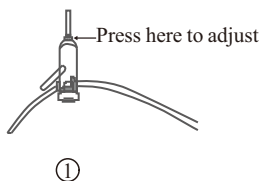
Safety

1. Power Source - DO NOT overlook the safety purpose of the polarized or grounding-type plug. A polarized plug has two blades with one wider than another. A grounding-type plug has two blades and a third grounding prong. The wide blade or the third prong is provided for your safety. If the plug does not fit into your outlet, consult an electrician to choose the appropriate outlet.
2. Power Cord Protection - The power supply cords should be routed to avoid being tripped over or a pinch spot. DO NOT handle the plug cord fixture if your hand is wet, and always grasp the plug body when connecting or disconnecting it.
3. Installation - Install indoor only, and use the attachments, hanging kit and accessories provided and specified by the manufacturer.


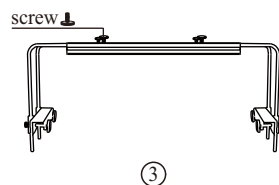
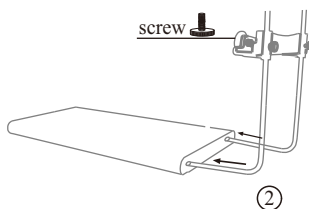
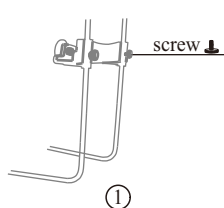
Operation

1. Operation-Always follow the operation instructions set forth in this manual when using this system.
2. Heat-The product should be used away from heat sources such as heat vents. and don't expose to excessive heat such as direct sunshine, fire, etc.
3. Moisture-To reduce the risk of fire or electric shock, do not expose this product to rain, moisture, dripping or splashing.
4. Ventilation-The product should be installed properly so that its location or position does not interfere with its proper ventilation.
5. Magnetism-The product should be used away from equipment or devices that generate strong magnetism.
6. Cleaning - Clean only with dry cloth.

Hanging Kits



Brackets



Specifications



Model	IT 5040	IT 5060	IT 5080	IT 5012
LED Power	120W	135W	220W	230W
Net weight	2.6 Kg	3 Kg	4 Kg	5.8 Kg
Dimensions	L16"xW8.5"xH0.98" (400x215x25mm)	L24"xW8.5"xH0.98" (600x215x25mm)	L32"xW8.5"xH0.98" (800x215x25mm)	L48"xW8.5"xH0.98" (1200x215x25mm)
Suitable Tank	20"x20"x23" (10 gallon)	24"x12"x16" (20 gallon)	36"x18"x16" (40 gallon)	48"x18"x24" (90 gallon)

Spectrum

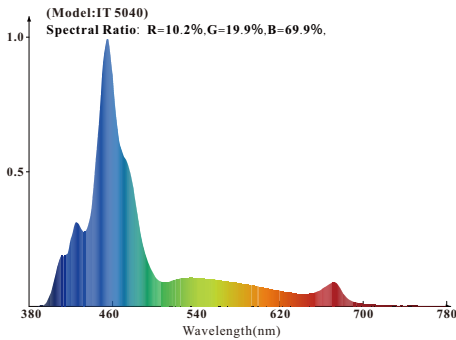


Photo parameters

Flux: 2397.70lm Effi.: 21.0lm/w
Radiant: 123201.0mW Iv: 0.0mcd

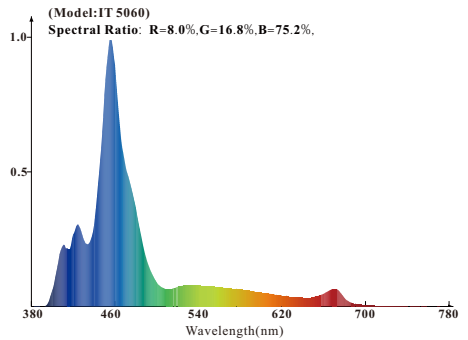


Photo parameters

Flux: 2309.54lm Effi.: 17.1lm/w
Radiant: 138410.0mW Iv: 0.0mcd

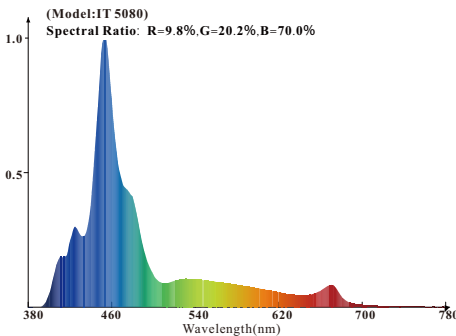


Photo parameters

Flux: 4394.06lm Effi.: 18.3lm/w
Radiant: 229262.0mW Iv: 0.0mcd

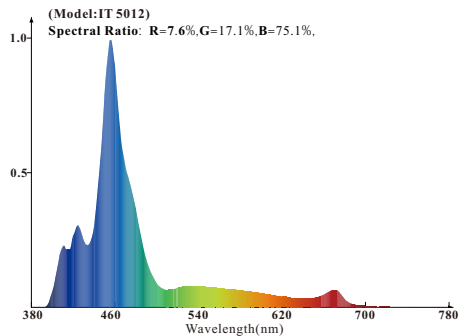


Photo parameters

Flux: 4232.50lm Effi.: 17.53lm/w
Radiant: 257564.0mW Iv: 0.0mcd



SEMIGROW